




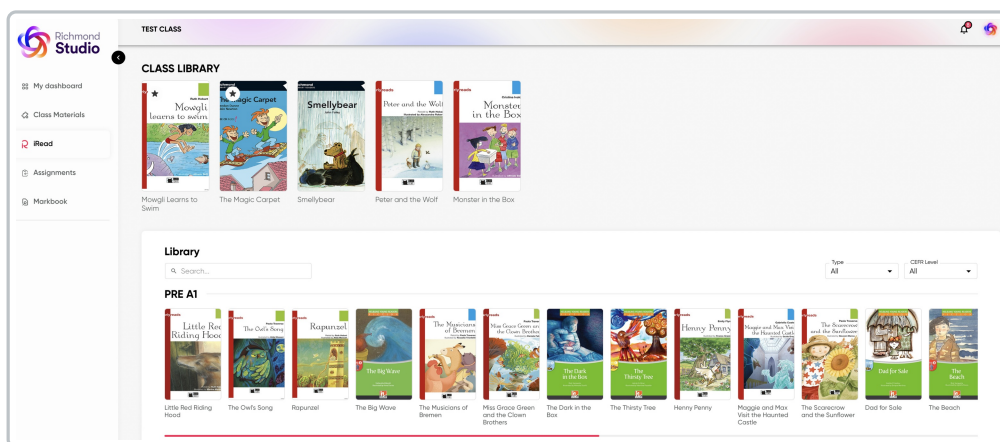
It is a supplement to Studio, designed to complement your English language learning process through the reading of complete books and activities related to them.



On the initial screen, the available readings and the number of activities to be completed are detailed.

To enter:

- Click on **Start**.



The books available for reference can be found in the **Class Library** section.



The readings displayed in the **Library** must be unlocked by the teacher for access.

A search bar and filters for Type of Reading and CEFR Level are available for more efficient book location.

Search bar

Reading Type Filter

CEFR Level Filter

Search bar	Reading Type Filter	CEFR Level Filter
<p><b>Library</b></p> <p>Search...</p>	<p>Type</p> <p>All ▲</p> <p>All</p> <p>Fiction (original)</p> <p>Fiction (classic)</p> <p>Non-fiction</p>	<p>CEFR Level</p> <p>All ▲</p> <p>All</p> <p>PRE A1</p> <p>A1</p> <p>A1+</p> <p>A2</p>

## How do I access the available readings?



For direct access to the book, click on the Open option.



To view the general information about the book, click on its cover. To view the content, click on **Read**.

**Mowgli Learns to Swim** ☆ 🔒

Ruth Hobart

Information Assign

**Description**

The illustrations in this exciting reader for beginners will enthuse children to the point that they won't want to part with their Mowgli. When Mowgli meets the tiger, Shere Khan, and isn't able to cross the river to escape, he realises that he must learn to swim. With a little help from his friends Baloo, Bagheera, Hathi and the others, Mowgli discovers that swimming isn't so difficult after all!

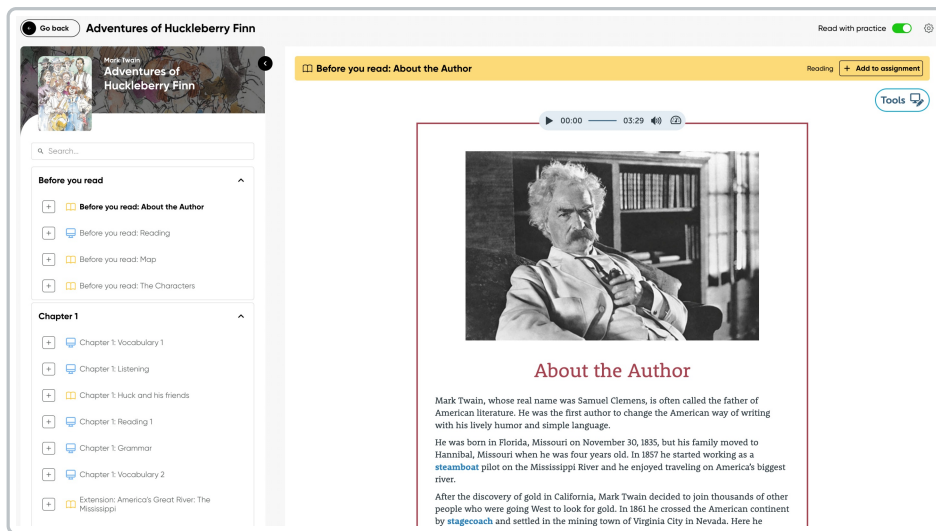
**Theme**

Friendship; bravery; kindness; teamwork; nature

**Characteristics**

<b>CEFR Level</b>	Pre A1	<b>Activities</b>	8
<b>Sector</b>	Primary	<b>Pages</b>	32
<b>Language</b>	British English	<b>Length of audio</b>	00:10:30
<b>Type</b>	Fiction (classic)	<b>Publisher</b>	Black Cat
<b>Genre</b>	Adventure	<b>Year of publication</b>	2000
<b>Word count</b>	700		

[Read](#)



To view the full screen, click on the dropdown arrow that will hide the reading index.

## Tools

There are tools available to enhance the learning experience.

- Click on **Tools** to activate options that allow for a more interactive experience



### Icon



**Redo:** If you accidentally undid an underline, highlight, or note, you can use Redo to reapply it.



**Hide:** Helps clean up the text view to focus on the original content without visual distractions.



**Undo:** Removes actions such as underlines, highlights, or notes that were added accidentally or are no longer needed.



**Notes:** Allows you to add custom comments in the margin or in specific sections of the book. This is useful for jotting down explanations, additional examples, ideas, or reminders related to the content.



**Delete:** Specifically removes marks made without affecting the rest of the content.

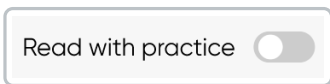


**Highlight:** Helps differentiate important sections of the content using bright colors, enhancing the visual organization of the text and information retention.

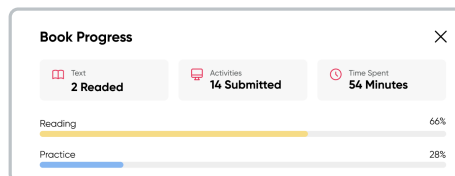


**Underline:** Allows you to mark important words or phrases within the text for easier identification and later review. Ideal for highlighting key vocabulary or specific grammatical structures.

To complete the activities available for each reading, activate the **Read with practice** option.



- Click on the graph icon to review the progress of the books and the available activities.



- Click on the gear icon to make changes to the font type, font size, and apply a colored background to the reading.

