


# Notifications

03/24/2026 4:01 pm EDT

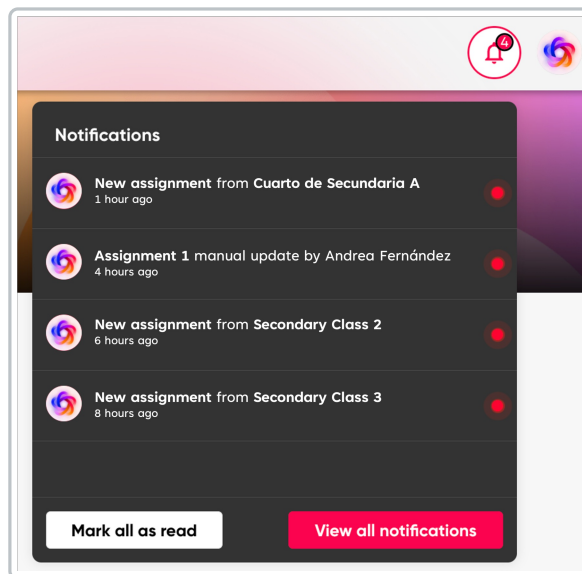


Notifications will be displayed with the number of received notifications in red color.

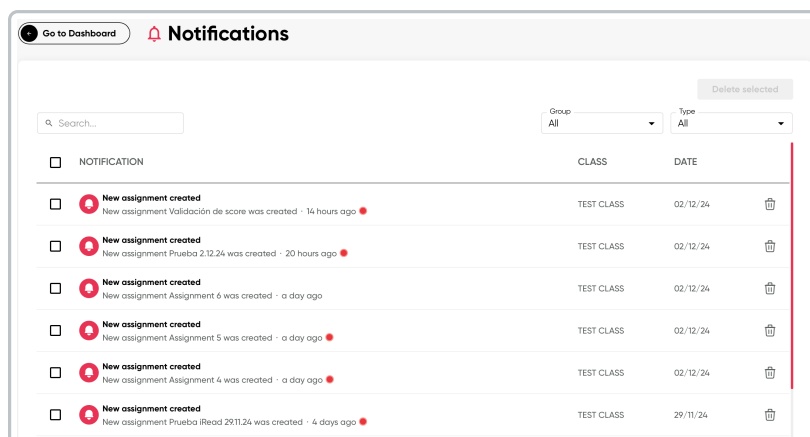
When there is a new or pending notification to view, they are displayed in the upper right corner with the number of received notifications.



To check the notifications, you need to click on the bell icon, and the full notifications section will open.

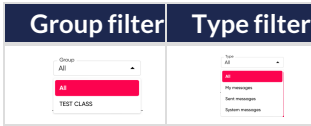


- Click on **View all notifications** to see the complete information.

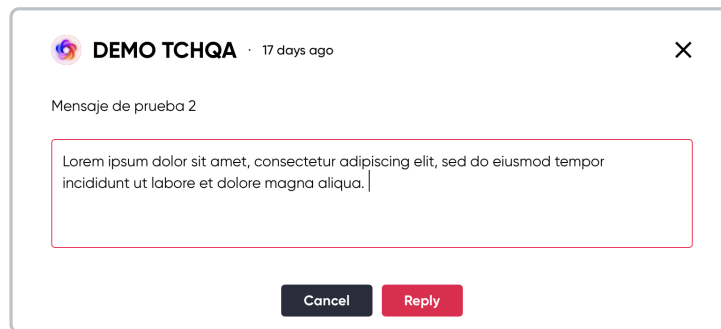
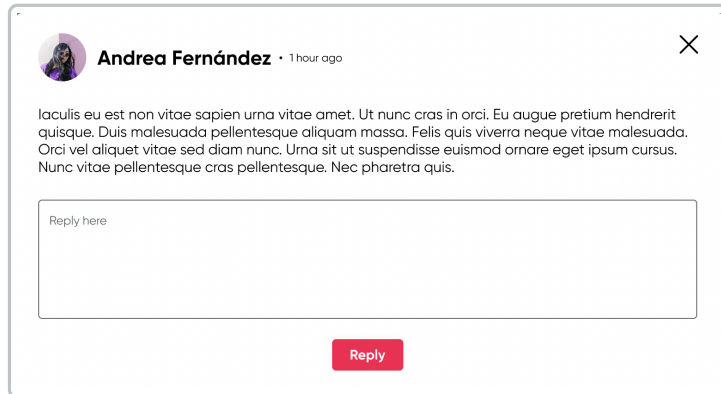


Here you can see all new/unread notifications (distinguished by a red dot) and reviewed notifications.

You have the Group filter and Type filter available for easier and faster searching.



- Click on the notification to view it in full. Click on **Reply** to provide a response.

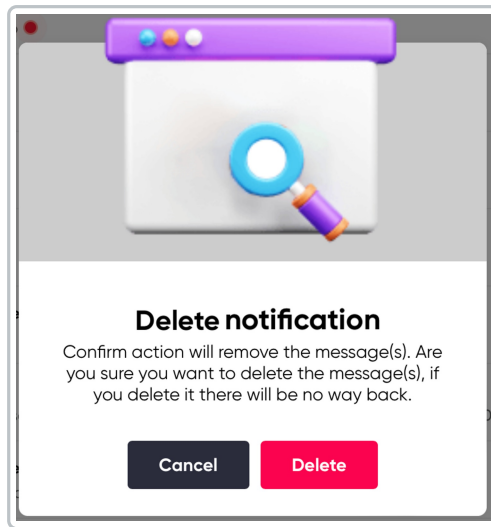


System notifications do not accept replies.


#### If you want to delete a notification:

1. Select the notification(s) you want to delete.
2. Click on **Delete selected** or click on the **trash can icon** (located at the end of the notification row).

A pop-up will appear where you must confirm the deletion of the notification, as this action is irreversible.



3. Click on **Delete** or if you want to cancel the action, click on **Cancel**.

 Use the pagination to review previous notifications.

