

My profile

04/20/2026 2:47 pm EDT

[Leer artículo en español](#)



The “My Profile” section displays general user information:

- Email address
- Username
- First name
- Country / Time zone
- Change password

Studio

My profile

Edit images

DEMO TMQA

Email
qa_trainingmanager_demo@richmondelt.com

Username
qa_trainingmanager_demo@richmondelt.com

First name
DEMO

Last name
TMQA

Country
Mexico

Timezone
America/Mexico_City

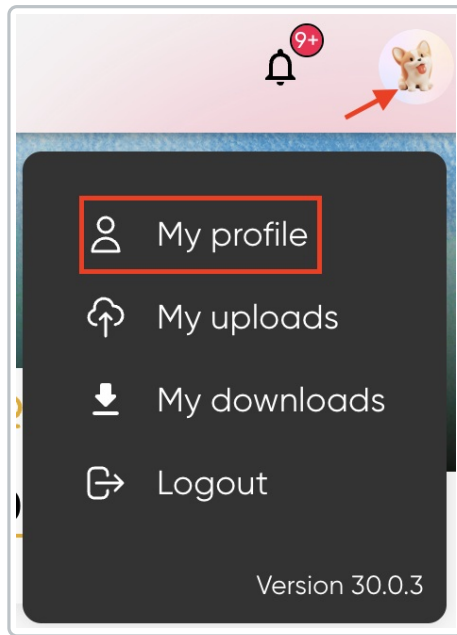
Password Confirm password Change

Save

In My Profile, you can set the image that will be displayed to others, as well as make changes to your personal details.


How do I customise my profile?

From the <Main menu>, click on <My profile>.

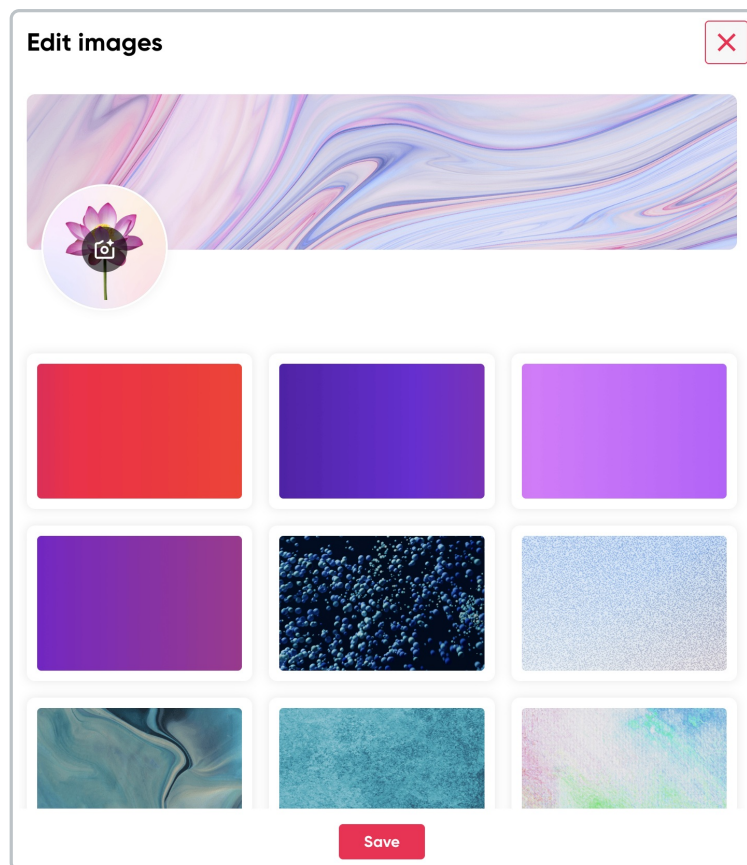


On my profile:

1. Click on <Edit images>.




2. Choose the cover you like best for your profile.




You can also change your avatar:

1. Click on the avatar icon.



2. Click on the avatar you like best.
3. Click on <Change>.



4. To save all changes, click <Save>.



The profile editing option for users with integration is not currently available.