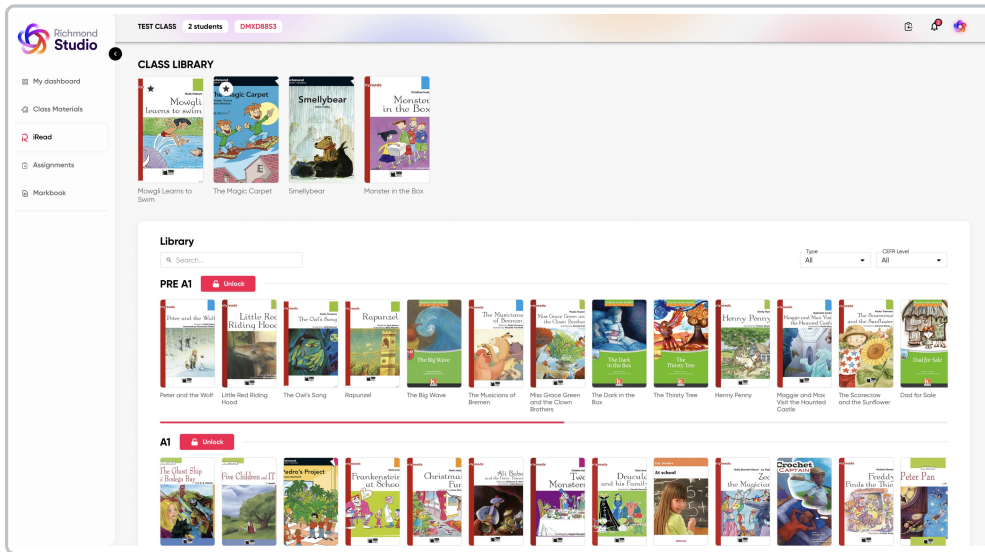




It is a supplement to Studio, designed to support students in their English language learning process through the reading of complete books.



For students to have access to the books, the teacher needs to unlock them and assign them to the class.

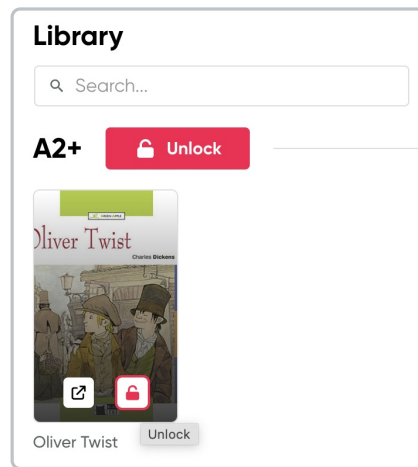
A search bar and filters for Type of Reading and CEFR Level are available for more efficient book location.

Search bar	Reading Type Filter	CEFR Level Filter
<div style="border: 1px solid #ccc; padding: 5px;"><p>Library</p><input type="text" value="Search..."/></div>	<div style="border: 1px solid #ccc; padding: 5px;"><p>Type <input type="text" value="All"/></p><div style="background-color: #f0f0f0; padding: 5px;"><p>All</p><p>Fiction (original)</p><p>Fiction (classic)</p><p>Non-fiction</p></div></div>	<div style="border: 1px solid #ccc; padding: 5px;"><p>CEFR Level <input type="text" value="All"/></p><div style="background-color: #f0f0f0; padding: 5px;"><p>All</p><p>PRE A1</p><p>A1</p><p>A1+</p><p>A2</p></div></div>

To unlock/lock the books:

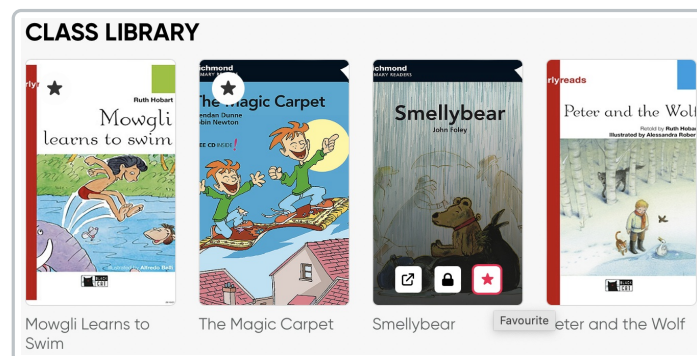
1. Select the book you want to unlock/lock.

2. Click on the **lock icon** (unlock option).
3. Once the book is unlocked, students will be able to access it.



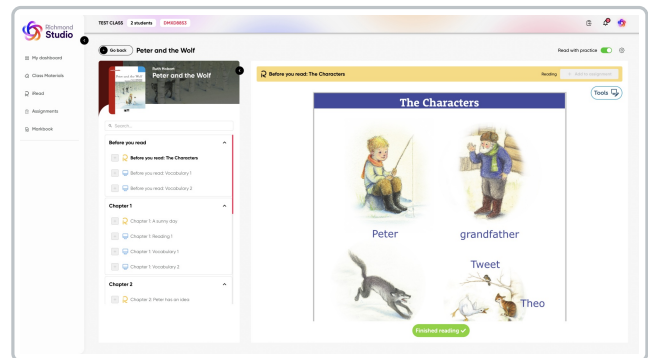
Favorite Books:

- Select the book you want to mark as a favorite.
- Click on the **Star icon**.
- The book will move to the top of the list.



For direct access to the book, click on the Open option.





To view the general information about the book, click on its cover. To view the content, click on **Read**.

Mowgli Learns to Swim

Ruth Hobart

Information Assign

Description

The illustrations in this exciting reader for beginners will enthuse children to the point that they won't want to part with their Mowgli. When Mowgli meets the tiger, Shere Khan, and isn't able to cross the river to escape, he realises that he must learn to swim. With a little help from his friends Baloo, Bagheera, Hathi and the others, Mowgli discovers that swimming isn't so difficult after all!

Theme

Friendship; bravery; kindness; teamwork; nature

Characteristics

CEFR Level	Pre A1	Activities	8
Sector	Primary	Pages	32
Language	British English	Length of audio	00:10:30
Type	Fiction (classic)	Publisher	Black Cat
Genre	Adventure	Year of publication	2000
Word count	700		

Go back **Adventures of Huckleberry Finn** Read with practice

Mark Twain
Adventures of Huckleberry Finn

Search...

Before you read

- Before you read: About the Author
- Before you read: Reading
- Before you read: Map
- Before you read: The Characters

Chapter 1

- Chapter 1: Vocabulary 1
- Chapter 1: Listening
- Chapter 1: Huck and his friends
- Chapter 1: Reading 1
- Chapter 1: Grammar
- Chapter 1: Vocabulary 2
- Extension: America's Great River: The Mississippi

Before you read: About the Author Reading Add to assignment

00:00 — 03:29

About the Author

Mark Twain, whose real name was Samuel Clemens, is often called the father of American literature. He was the first author to change the American way of writing with his lively humor and simple language.

He was born in Florida, Missouri on November 30, 1835, but his family moved to Hannibal, Missouri when he was four years old. In 1857 he started working as a steamboat pilot on the Mississippi River and he enjoyed traveling on America's biggest river.

After the discovery of gold in California, Mark Twain decided to join thousands of other people who were going West to look for gold. In 1861 he crossed the American continent by stagecoach and settled in the mining town of Virginia City in Nevada. Here he

To assign the reading:

1. Click on the **plus icon (+)** or from the content, click on the **+ Add to assignment** option.

Plus icon (+)

+ Add to assignment

2. The books can be reviewed as read-only or read and practice, activating/deactivating the switch.


Read with practice

Read with practice 🔊

📄 Before you read: About the Author Reading + Add to assignment

📖 Before you read: Reading Activity - Remove from assignment

Tools 🔍



About the Author

Mark Twain, whose real name was Samuel Clemens, is often called the father of American literature. He was the first author to change the American way of writing with his lively humor and simple language.

He was born in Florida, Missouri on November 30, 1835, but his family moved to Hannibal, Missouri when he was four years old. In 1857 he started working as a **steamboat** pilot on the Mississippi River and he enjoyed traveling on America's biggest river.

After the discovery of gold in California, Mark Twain decided to join thousands of other people who were going West to look for gold. In 1861 he crossed the American continent by **stagecoach** and settled in the mining town of Virginia City in Nevada. Here he worked as a miner and also as a newspaper reporter.

Reading for detail ⓘ

Answer the following questions.

- Why is Mark Twain considered the father of American literature?
- What was his job on the Mississippi River?
- Why did he decide to go to the West?
- What did he do in San Francisco?
- Where did Mark Twain meet Jim Smiley and how was this meeting important?
- Where did Mark Twain live after he got married?

Settings

From the **Settings** option, you can change the font type and font size, as well as the background color.

- Click on the gear icon to make changes to the font type, font size, and apply a colored background to the reading.



Default ▼

Default

Rooney regular

Museo sans regular

Open Dyslexic

Font size ▼

Smaller

Medium

Larger

Background color ▼

White

Beige

Black

Green








Tools

There are tools available to enhance the learning experience, allowing students to actively interact with the text and personalize their study according to their needs.



Icon

Description

Icon	Description
	Redo: If you accidentally undid an underline, highlight, or note, you can use Redo to reapply it.
	Hide: Helps clean up the text view to focus on the original content without visual distractions.
	Undo: Removes actions such as underlines, highlights, or notes that were added accidentally or are no longer needed.
	Notes: Allows you to add custom comments in the margin or in specific sections of the book. This is useful for jotting down explanations, additional examples, ideas, or reminders related to the content.
	Delete: Specifically removes marks made without affecting the rest of the content.
	Highlight: Helps differentiate important sections of the content using bright colors, enhancing the visual organization of the text and information retention.
	Underline: Allows you to mark important words or phrases within the text for easier identification and later review. Ideal for highlighting key vocabulary or specific grammatical structures.
