

My classes

03/23/2026 8:19 pm EDT

[Leer artículo en español](#)



My classes refers to the list of classes where the teacher is responsible.

Basic information is displayed for each class:

- Level
- Grade
- Number of students
- Start and end dates
- Class code

There is a search bar available to quickly and efficiently locate classes, as well as an option to filter classes by level or type a keyword or the class name in the search bar.

My Classes Search... Level All

TEST CLASS Primary
3º Tercero Primaria
2 students · 24/09/08 to 24/12/29
DMXD88S3
CLASS CODE

To access the class:

1. Click on the banner of the class you want to enter.
2. The class will open, and all uploaded materials will be displayed.

Products All

Go further Primary 1 Tests Fly high Primary 3 Unit Assessments eWB 28 AGO Fly high Primary 3 eStudent's Book Fly high Primary 3 Listen & Record Fly high Primary 3 Grammar... Fly high Primary 3 Additional... Fly high Primary 3 eWorkbook Fly high Primary 3 Mock Tests Go further Primary 1... Go further Primary 1... Go further Primary 1...

1/0 activities 0%

Class materials > Fly high Primary 3 eStudent's Book > - Cam's Tale: Two Schedules - Page 6, activity 1

- Cam's Tale: Two Schedules - Page 6, activity 1 Add to assignment

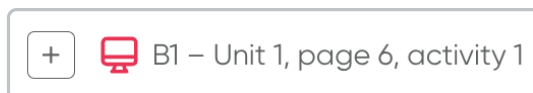
Cam's Tale: Two Schedules

Click / tap the image to enlarge.

Submit

To create assignments in the class:

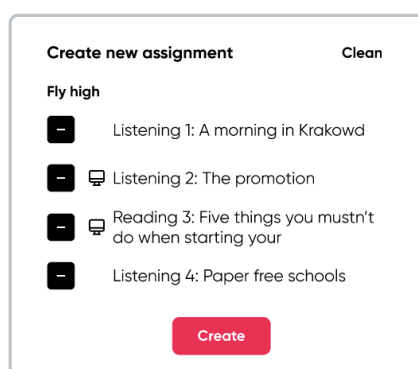
1. Select the product. You can choose from the uploaded series or view all.
2. Click on the plus symbol (+).



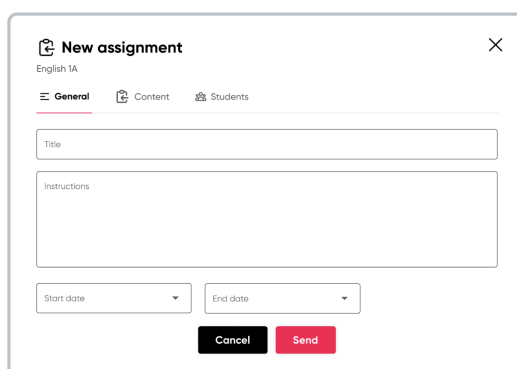
3. View the total of added activities at the top right.



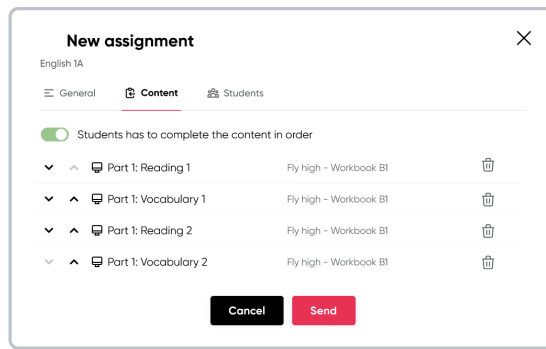
4. Click on **Create**.



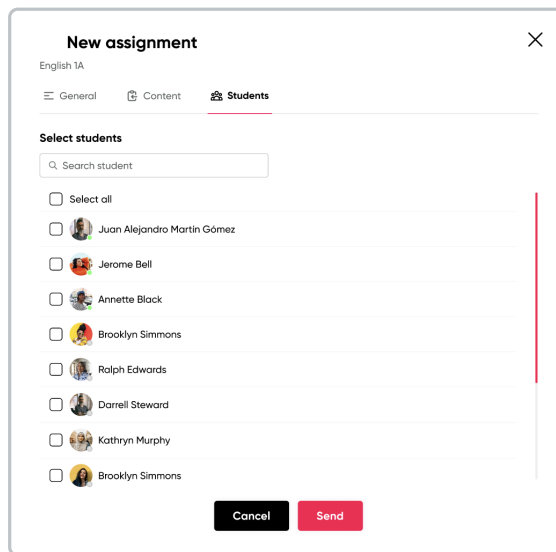
- In the **General** option, assign a **title**, describe the **instructions**, and set the **start and end dates** of the new assignment.



- In the **Content** option, the created assignments are listed.



- In the **Students** option, all the students in the class are listed.



5. Click on **Send**.
