

My profile

04/20/2026 3:37 pm EDT

[Leer artículo en español](#)



The “My Profile” section displays general user information:

- Email address
- Username
- First name
- Country / Time zone
- Change password

The screenshot shows the 'My profile' section in Studio. The page header includes the 'Studio' logo and a notification bell. The profile picture is a pink lotus flower. The profile name is 'DEMO TMQA'. The form contains the following fields:

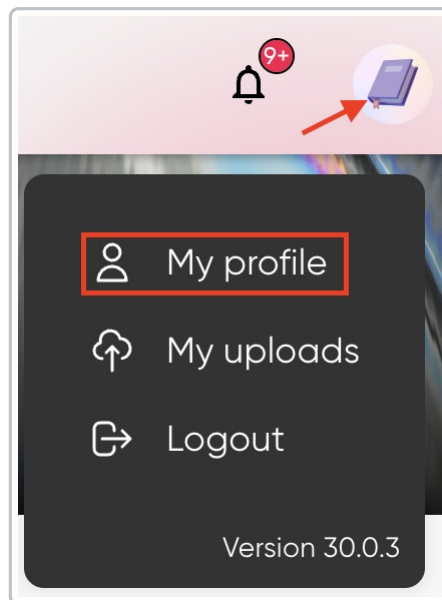
Email	qa_trainingmanager_demo@richmondelt.com		
Username	qa_trainingmanager_demo@richmondelt.com		
First name	DEMO		
Last name	TMQA		
Country	Mexico		
Timezone	America/Mexico_City		
Password		Confirm password	Change

A red 'Save' button is located at the bottom of the form.

In My Profile, you can set the image that will be displayed to others, as well as make changes to your personal details.


How do I customise my profile?

From the <Main menu>, click on <My profile>.

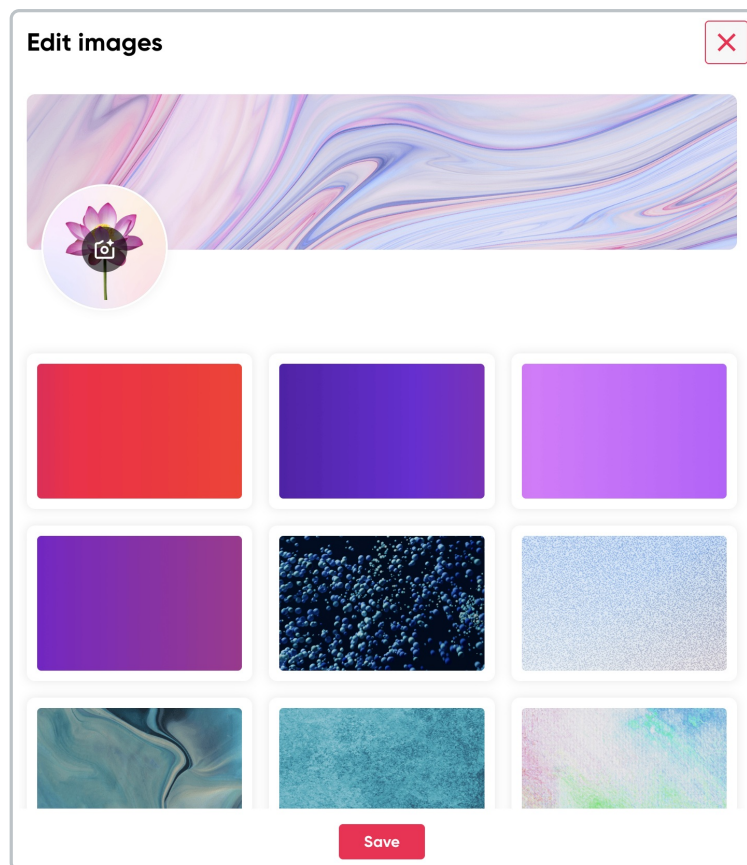


On my profile:

1. Click on <Edit images>.




2. Choose the cover you like best for your profile.




You can also change your avatar:

1. Click on the avatar icon.



2. Click on the avatar you like best.
3. Click on <Change>.



4. To save all changes, click <Save>.



The profile editing option for users with integration is not currently available.