

Assignments

03/23/2026 7:49 pm EDT

[Leer artículo en español](#)



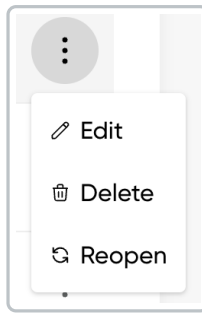
This section displays the activities and assignments given by teachers, as well as the assessments.

TYPE	TITLE	STATUS	SCORE	ASSIGNED	DUE	STUDENTS
	prueba regular assignment 18/12/2024 prueba regular assignment 18/12/2024	active	-	2024-12-18	2024-12-24	0 / 1
	Assignment for notification view Assignment for notification view	closed	100%	2024-12-17	2024-12-18	1 / 1
	Assignment prueba 10/12/2024 prueba 10/12/2024	active	-	2024-12-10	2024-12-24	0 / 1
	Assignment 1 with CTM - PROD Assignment 1 with CTM	closed	-	2024-12-09	2024-12-10	0 / 1
	iread assignment PM iread assignment PM	closed	25%	2024-12-05	2024-12-06	1 / 1
	Validación de score	closed	67%	2024-12-02	2024-12-03	1 / 1


The information displayed in this section includes:

- **Type of assignment**
 - Class
 - iRead
 - Test
- **Activity status**
 - Active
 - Not started
 - Closed
- **Score** (shown as a percentage and indicates if there are pending marks)
- **Assignment date**
- **Due date**
- **Students submitted**

Click on the icon with the three dots to edit or delete or reopen an activity.




Edit option	Delete option	Reopen option

 Once a student has submitted the activity, it cannot be edited or deleted.

A search bar and filters for Assignment Type, Status, and Due Date are available for more efficient locating of assignments.

Type filter	Due date filter	Status filter

 The <Auto-Submit> is a feature that activates automatically when the time to complete an activity runs out and the student hasn't clicked "Submit." At that moment, the system automatically submits the answers the student managed to complete, ensuring that their work isn't lost and the teacher receives whatever was answered.

How is it displayed?

If the student completed only 1 out of 4 assigned activities, a dash (-) will appear in the <Score> section for the activities that were not completed, indicating they were not submitted. The overall average will reflect only the grade obtained in the activity that was completed.

Example:

The screenshot shows the 'Edit Assignment' interface for a student named 'Dummy Student' in a 'CLASE PRUEBA' class. The interface includes a navigation menu with 'General', 'Content', and 'Students' tabs. Below the student name, there is a message: 'Open each activity, read the instructions and submit your answers.' The start date is '24/04/2025' and the due date is '25/04/2025'. A table displays the progress and scores for four activities. The first activity, 'Unit 1 and 2 REVIEW and PRACTICE, Grammar 1', is completed with a score of 88%. The other three activities are not completed.

		PROGRESS	SCORE
		1/4	22%
Unit 1 and 2 REVIEW and PRACTICE, Grammar 1	Personal Best B1 eStudent's Book - American English		88%
Unit 1 and 2 REVIEW and PRACTICE, Personal Best	Personal Best B1 eStudent's Book - American English	-	-
Unit 1 and 2 REVIEW and PRACTICE, Vocabulary 1	Personal Best B1 eStudent's Book - American English	-	-
Unit 1 and 2 REVIEW and PRACTICE, Vocabulary 4	Personal Best B1 eStudent's Book - American English	-	-

At the bottom of the interface, there are two buttons: 'Back' and 'Submit marks'.

Upon expiration of the established delivery time, the auto-submit shipment is made at 10:00h CET (Central European Time).