

Class materials

03/23/2026 7:47 pm EDT

[Leer artículo en español](#)



This category includes the materials and resources available for classes. These materials include reading files, audiovisuals, and writing assignments that the teacher can assign to students.

Compass 2 students H4VJ69WA

Courses All Show locked

Fly high Primary 3 eWorkbook Fly high Primary 3 Student's... Fly high Primary 3 Grammar... Fly high Primary 3 Listen & Record Fly high Primary 3 Additional... Compass 3 eLanguage Log Fly high Primary 3 EPAs Fly high Primary 3 CLIL Journey

Fly high Primary 3 eWorkbook

Class Materials > Fly high Primary 3 eWorkbook > Cam's Tale: Two Schedules - Page 6, activity 1a

Cam's Tale: Two Schedules - Page 6, activity 1a Add to Assignment

Cam's Tale: Two Schedules

1 Read and put in order.

go to bed early
go for a walk
have breakfast
comb my hair

There is an option to <Lock/Unlock> products to hide them from students.

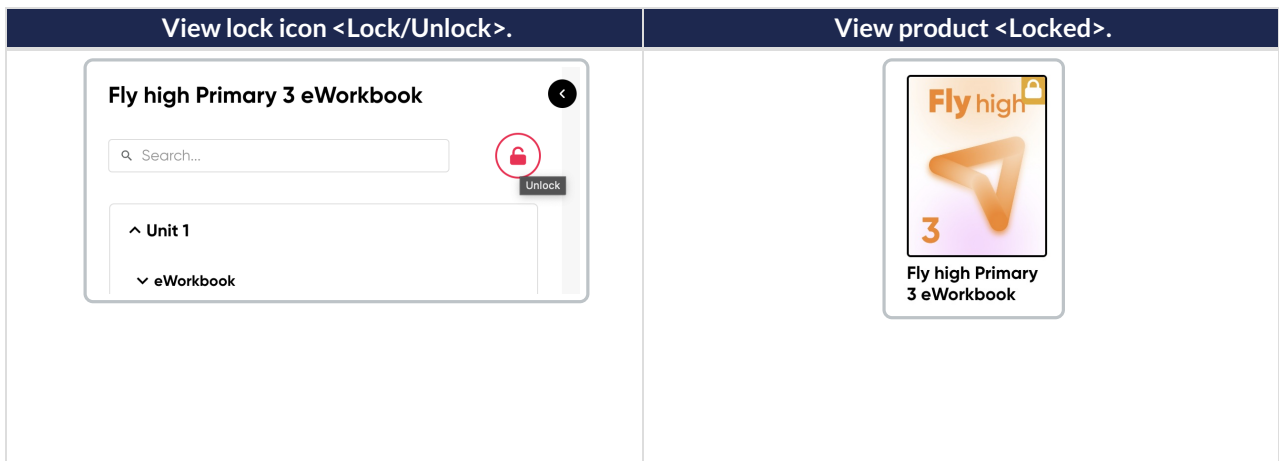
- Click on the lock icon.



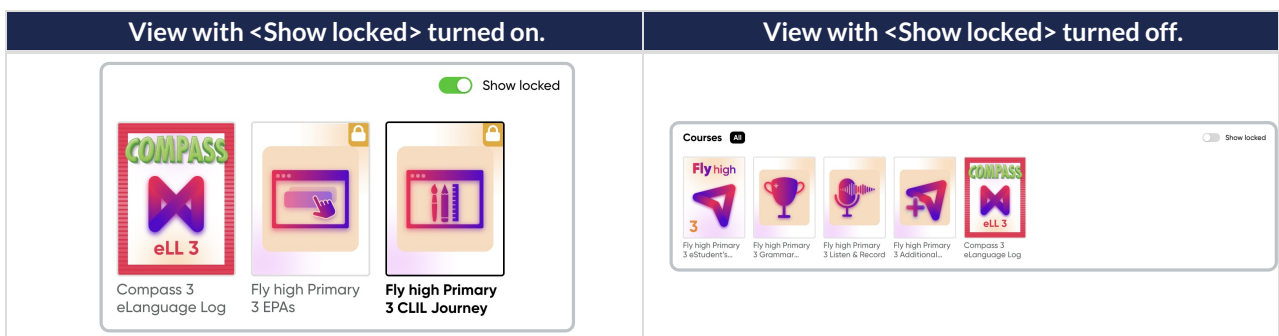
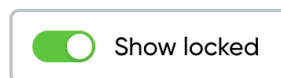
- The selected product will be displayed with a lock icon in the top right corner.

View lock icon <Lock/Unlock>.

View product <Locked>.

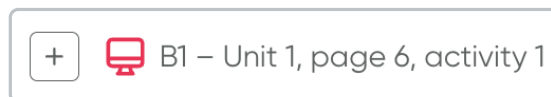


- To view as a student, toggle the <Show locked> switch on or off.



To create assignments in the class:

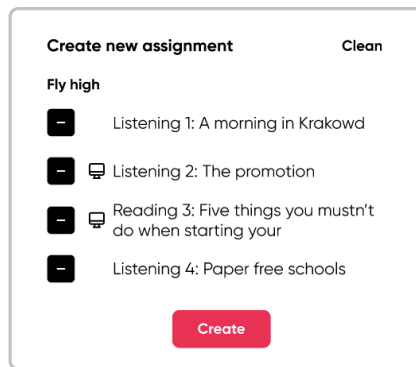
1. Select the product. You can choose from the uploaded series or view all.
2. Click on the plus symbol (+).



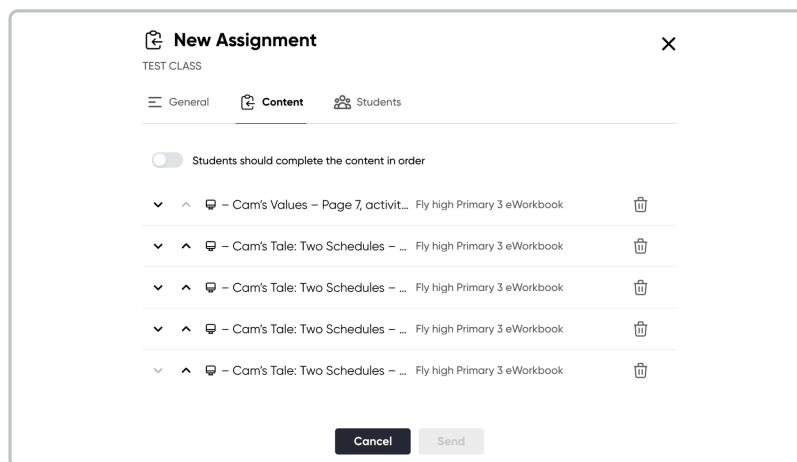
3. View the total of added activities at the top right.





4. Click on **Create**.



- In the **General** option, assign a **title**, describe the **instructions**, and set the **start and end dates** for the new assignment.
- In the **Content** option, the created assignments are listed.



 The option to enforce assignments in a specific order has been temporarily disabled. You can still organize the activities manually using the arrow controls in the content window. Thank you for your understanding.



For now, the option to enable or disable whether activities must be completed in a specific order is disabled. You can still organize the activities manually using the arrow controls in the content window.









- In the **Students** option, all the students in the class are listed.

New assignment

English 1A

General Content **Students**

Select students

- Select all
-  Juan Alejandro Martin Gómez
-  Jerome Bell
-  Annette Black
-  Brooklyn Simmons
-  Ralph Edwards
-  Darrell Steward
-  Kathryn Murphy
-  Brooklyn Simmons

5. Click on **Send**.
